



Listing Symbol	London Stock Exchange SXS	Management	
Contact	Spectris plc Station Road, Egham, Surrey, TW20 9NP, England.	John O'Higgins Chief Executive	Clive Watson Finance Director
Tel:	+44 (0)1784 470470		
Fax:	+44 (0)1784 470848		
Email:	info@spectris.com		
Web:	www.spectris.com		

Company overview

Spectris designs, develops and markets productivity-enhancing instrumentation and controls. Our products, applications and services help customers to improve product quality and performance, improve core manufacturing processes, reduce downtime and wastage and reduce time to market.

Our businesses are leaders in their specialised markets, with strong brands and market-leading products. We work with multinational, blue-chip customers in a diverse range of end markets, with metals, minerals and mining, pharmaceuticals, pulp and paper, and transportation (primarily automotive and aerospace) the principal industry sectors.

Our solutions and services are increasingly applied to help our customers use energy and resources more efficiently. This enables them to both improve their productivity and limit the impact of their products or processes on the environment.

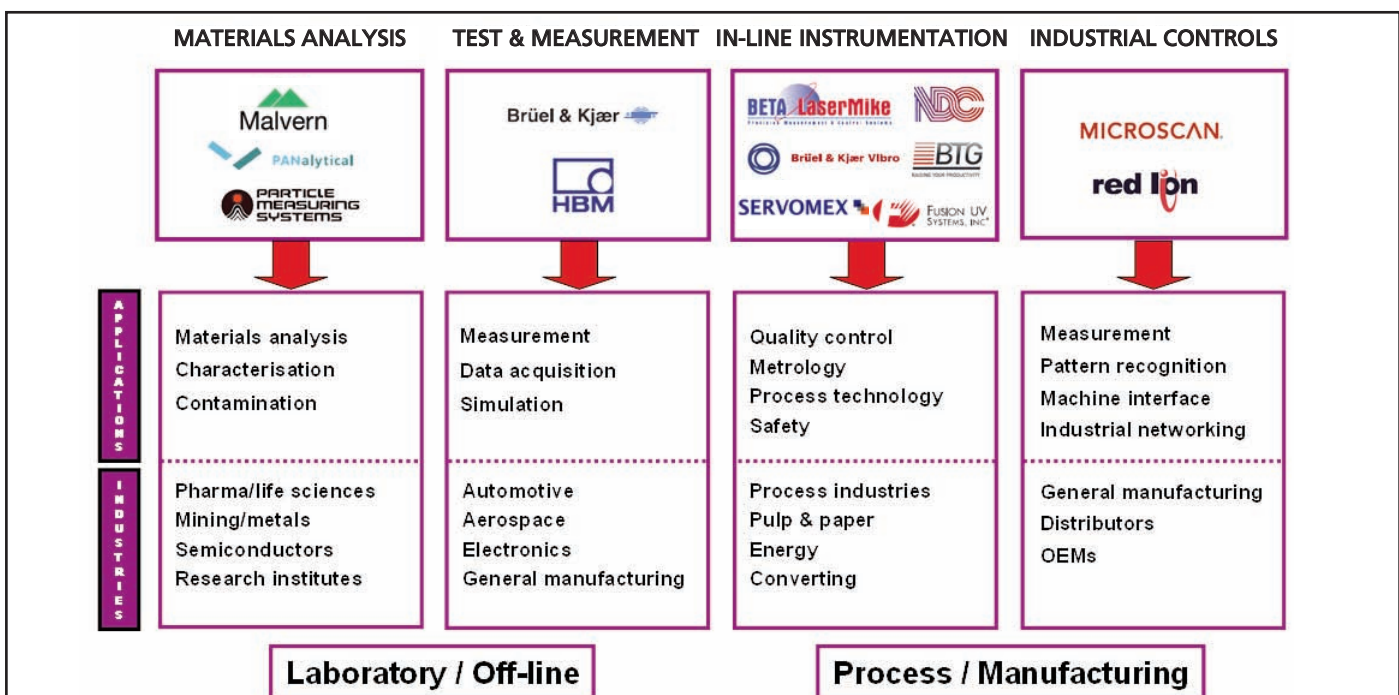
We maintain our market-leading positions through a programme of investment in the research and development of new products and applications. We invest around 6-7% of sales each year in R&D. New products and applications may be developed in-house, by acquiring bolt-on product lines or by collaboration and licensing agreements for proprietary technology in partnership with universities and other institutions.

A focused strategy

Our objective is to deliver shareholder value over the long term by supplying productivity-enhancing solutions for our customers.

Our strategy is based on five key elements:

- Strengthening market positions through innovation
- Increasing regional expansion with a focus on emerging markets
- Growing existing businesses through acquisition
- Focusing on operational excellence
- Building our presence in key strategic growth areas, both organically and through acquisition

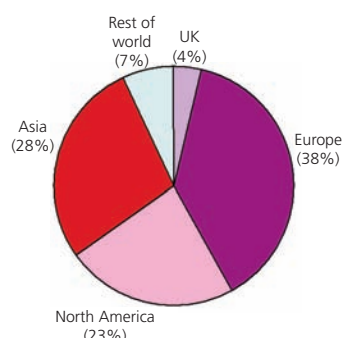


Key financial information

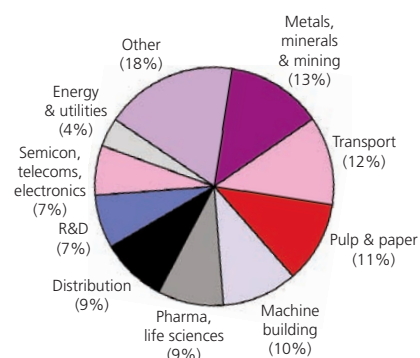
As at 31 December 2008

Sales from continuing businesses*	£787.1m
Adjusted operating profit from continuing businesses**	£118.3m
Return on sales	15.0%
Adjusted earnings per share#	72.8p
Dividend	23.4p
Operating cash	£102.1m
Cash conversion	86%

Sales by destination*



Sales by end user industry*



* Continuing businesses exclude businesses divested

Spectris uses adjusted figures as key performance measures. Adjusted figures exclude certain non-operational items which management has defined as amortisation of acquisition-related intangible assets, goodwill impairment charges, profits or losses on termination or disposal of businesses or major fixed assets, unrealised changes in the fair value of financial instruments, net gains or losses on retranslation of short-term inter-company loan balances, related tax effects and other tax items which do not form part of the underlying tax rate.

* Continuing businesses

Summary financial statements

Summary consolidated income statement (for the year ended 31 December)

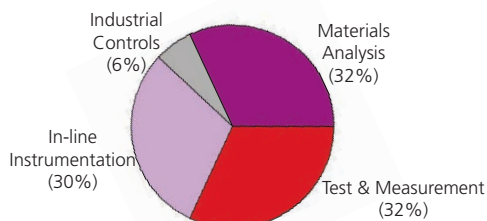
	2008 £m	2007 £m
Revenue	787.1	668.4
Operating profit	113.7	102.9
Profit on disposal of businesses	0.3	19.0
Financial income	7.8	9.6
Finance costs	(15.7)	(13.4)
Profit before tax	106.1	118.1
Taxation	(25.0)	(31.9)
Profit after tax	81.1	86.2
Basic earnings per share	70.3p	70.9p
Diluted earnings per share	69.8p	70.6p
Interim dividends paid and final dividends proposed for the year (per share)	23.4p	21.0p

Summary consolidated balance sheet (as at 31 December)

Non-current assets	536.0	348.7
Current assets	421.6	299.2
Total assets	957.6	647.9
Current liabilities	(303.6)	(200.4)
Non-current liabilities	(210.8)	(144.7)
Total liabilities	(514.4)	(345.1)
Net assets	443.2	302.8
Issued share capital	6.2	6.2
Share premium	231.4	231.4
Retained earnings	117.3	63.8
Other reserves	88.3	1.4
Equity shareholders' funds	443.2	302.8
Total equity and liabilities	957.6	647.9

Operating companies

Sales by segment (2008)



Materials Analysis
Malvern Instruments
PANalytical
Particle Measuring
Systems

Test & Measurement
Brüel & Kjær Sound &
Vibration
HBM

In-line Instrumentation
Beta LaserMike
Brüel & Kjær Vibro
BTG
Fusion
NDC Infrared Engineering
Servomex

Industrial Controls
Microscan
Red Lion Controls